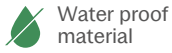
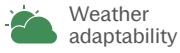


TECHNICAL DATA SHEET

Co-Extruded Wall Cladding



Water proof material



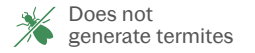
Weather adaptability



Environmentally friendly



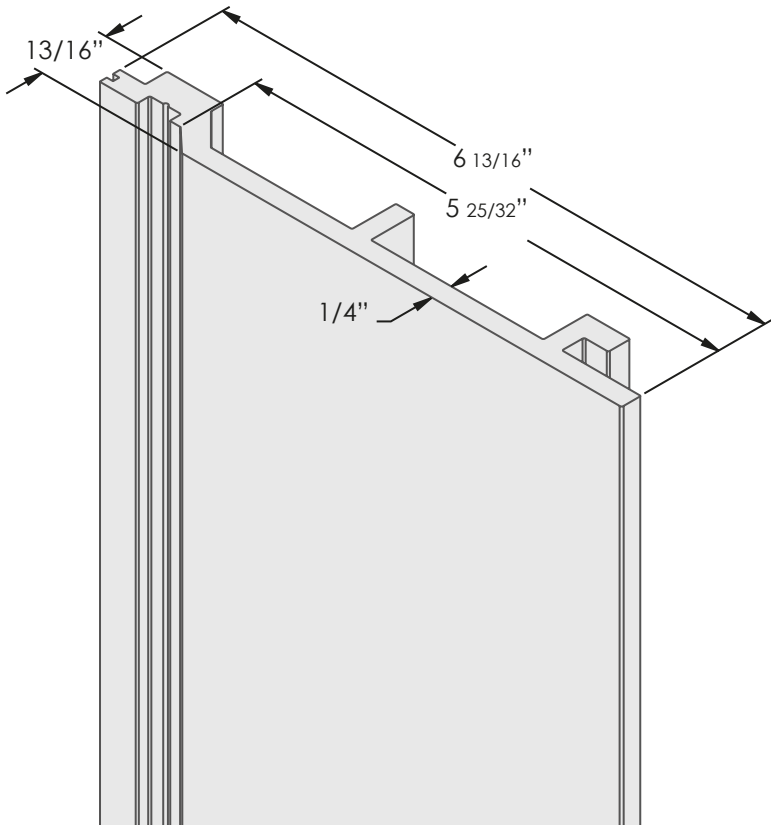
Low maintenance



Does not generate termites

ISOMETRIC VIEW


Inch dimensioning



COLORS AVAILABLE



A13
Teak
Brushed



A42
Walnut
Brushed

MATERIAL SPECIFICATIONS

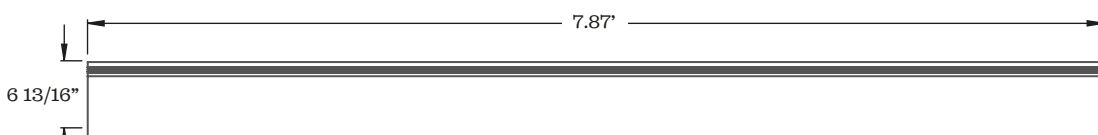
Material:	WPC (Wood Plastic Composite)
Use:	Outdoor
Presentation:	Box
Pieces per Box:	8 Pieces
Ft ² per Box:	30.31 ft ²
Ft ² per Piece:	3.78 ft ²
Weight per Piece:	8.81 lb

MATERIAL COMPOSITION AND PHYSICAL-CHEMICAL TESTS

Test Items	Results
Composition	50% Wood Fibres / 40% HDPE / 10% Chemical additives
Density gr/cm ³	1.29 gr/cm ³
Water absorption (28 days immersion)	4%
Linear thermal expansion	43.9x10 ⁻⁶ / C
Elastic recovery rate	81%
Formaldehyde content	No detected
Abrasion resistance	31 mg/1000r
Resistance to artificial weathering	After 2000 hours exposure ΔE*=0.61, Grey scale=4-5
Bending strength	15.55 MPA
Load deflection 500N	2.90 mm
Modulus of elasticity	1892 MPA
Load Capacity (Spacing 400 mm)	3751N
Impact resistance	4.2 KJ/m ²
Fire classification	C-s1, d0

DIMENSIONS

H: 13/16" / W: 5 25/32" / L: 7.87'



Inch dimensioning

Front View



18 YEAR WARRANTY FOR NO STRUCTURAL DAMAGE